

TRANSCAT®

▶ Visit us at Transcat.com!

35 Vantage Point Drive Rochester, NY 14624
Call 1.800.800.5001

DataChart 1250 Paperless Recorder



DataChart 1250 Overview

The DC1250 is a feature rich digital recording system offering 2 universally configurable isolated inputs for measuring DC voltage, DC current, thermocouples, RTD's as well as frequency and pulse inputs. 4 internal alarm setpoints, 2 alarm relay outputs and 1 digital control input are all standard. Combining small package size with extreme flexibility make the DataChart 1250 a powerful, yet economical, digital data recording system.

A maximum sample storage rate of 100 samples per second can be set for both channels allowing for capture of short duration process signals anomalies. CompactFlash cards up to 2 Gigabyte size can be used allowing many data points to be stored over long periods of time.

With intuitive operation, flexible input configuration and large memory capability, the DataChart 1250 is a powerful, compact digital recorder.

DataChart 1250 Features

Communicate

A front accessible USB port is available. It provides access to data stored on the CompactFlash™ card. Simply connect your laptop to the DC1250 using the supplied USB cable to extract your data or collect real-time information.

Bright and Clear Display

The DC1250 has a highly reflective twisted nematic LCD display with a bright white LED backlight. The graphic user interface can be configured to display real time data in digital or trend format. Configuring the 1250 is an intuitive process which uses an easy to follow menu system.

Versatile Power

The DC1250 is supplied with a universal wall transformer power supply (North American plug) that can operate from 100 to 240Vac 50/60Hz. An optional transformer with an interchangeable plug set is available.

An isolated input power of 12-24Vdc is also available for use with instrument power supplies or external batteries.

The DC1250's real time clock and internal RAM have a battery back-up to preserve data in the event of a power loss.

If losing data during a power outage is a concern, the user can add the rechargeable battery pack option. With the battery pack option installed, the DC1250 automatically keeps the rechargeable NiMH batteries charged to capacity. In the event of a power loss, the DC1250 automatically switches over to internal battery power. All functions continue to operate as normal for up to 8 hours! This option is also great for using the DC1250 in areas where no AC or DC power is available.

Measure RPM

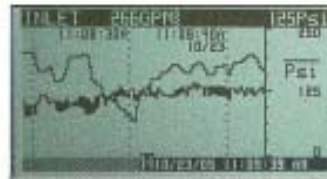
The DC1250 can be used in conjunction with many of Monarch's speed measurement sensors. Power for sensors is provided from the DC1250 rear terminals. Measure, display and record RPM ranges from 5 - 600,000. Choose the sensor best suited for your application or take your existing signal (0 - 5V TTL) directly into the 1250.



DataChart 1250 Paperless Recorder



USB Port



Dual Trend



Split Screen



Dual Digital Inversed



Dual Digital



Internal rechargeable NiMH battery pack



MT-190W magnetic sensor

DataChart 1250 Specifications

Input Power: Standard: 9 Vdc +/- 0.5Vdc @ 5VA (depends on external loads) provided by external AC wall transformer (provided), non-isolated. 100-240Vac 50/60Hz
 Option: Isolated 12-24 Vdc input power available (not compatible with internal battery pack option below).
 Option: Internal battery pack provides uninterrupted operation and controlled shutdown during blackout. 6Vdc, 2400mAH NiMH - Backup Time; 8 hours typical (depends on external load).

Output: 2 outputs 5Vdc @ 50mA to power external sensors.

Number of Channels: 2 universal, user selectable.

Isolation: 300V AC/DC channel input to chassis ground

DC Input:

Voltage
Ranges: 0-250mV; 0-1.25V; 0-2.5V; 0-5V; 0-12.5V; 0-25V
Accuracy: 0.1% of reading
Resolution: 0.025% of full scale

Current
Ranges: 0-20mA; 4-20mA; 0-50mA; 10-50mA
Accuracy: 0.1% of reading excluding 250 ohm external shunt (required).
Resolution: 0.025% of full scale

Thermocouple:

Accuracy: 0.3% of full scale (typical). Ambient Temperature Sensor Accuracy: ±1.5°C

| Type | Range |
|----------------|------------------------------------------|
| J | -100 to 760°C ±2°C (-148 to 1400°F ±3°) |
| K ¹ | -100 to 1000°C ±2°C (-148 to 1832°F ±3°) |
| K ² | 0 to 1370°C ±2°C (32 to 2498°F ±3°) |
| T | -100 to 400°C ±2°C (-148 to 750°F ±3°) |
| E | -80 to 400°C ±2°C (-112 to 750°F ±3°) |

RTD:

Accuracy: 0.3% of full scale (typical).
Resolution: 0.1°C
Internal current source: 1mA

| Type | Range |
|----------------|--------------------------------|
| 100 Ohm Pt 385 | -100 to 750°C (-148 to 1380°F) |
| 100 Ohm Pt 392 | -100 to 750°C (-148 to 1380°F) |

 2 or 3 wire.

Frequency Input (Hz)/ Range: 0 - 10,000 Hz / 0 - 600,000 RPM
Speed Input (RPM): Accuracy: Freq: ±1 Hz; RPM: ±1 RPM below 9,999 RPM; ±10 RPM above 9,999 RPM
Input: Low <1.0Vdc; High >3.0 <12.0Vdc
Pulse width: 10 microsecond minimum.

Input Impedance: >100k ohms

Measurement Rate: Up to 100 samples/sec per channel.

Math Function: Y = mx + b; average, hi peak, low peak.

Media: Compact Flash to 2 GB.

Display: LCD Graphics, 160 x 80 pixels, black FSTN with white LED backlight. User controlled backlight level and contrast adjust (electronic).

Display Modes: Trending (horizontal), Large dual digital readout, mixed mode.

User Interface: 5 button keypad (dual function buttons).

Clock: Auto leapyear and daylight savings adjustment. Internal battery back-up.

Relay Output: Two alarm outputs: 30V 0.5A Form A relays

Opto-isolated Input: One input, 5 to 12Vdc activation @ 10mA typical.

Audible: Internal beeper (multiple tones).

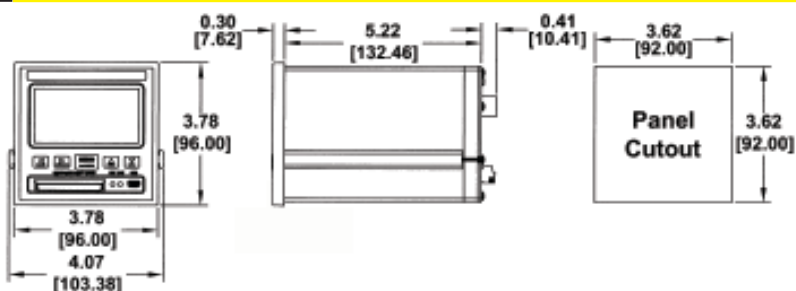
Dimensions: Front panel: 96mm x 96mm (1/4 DIN) x 152mm (3.78 x 3.78 x 6 inches).

Environmental: **Indoor Use Only**
Installation Category II per IEC 664
Pollution Degree Level II per IEC61010-1
Temperature: -10°C to 50°C operating per IEC 61010-1
Humidity: maximum relative humidity 80% for temperatures up to 31°C, decreasing linearly to 50% relative humidity at 40°C.

Electrical Safety: Meets EN610610-1:2001, EC low voltage directive 72/23/EEC and 93/68/EEC. Power supply certified UL, cUL.

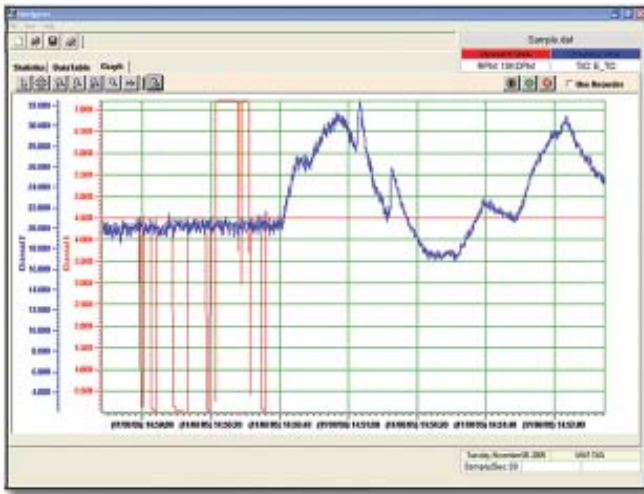
Optional
USB: Front panel USB 2.0 slave port for data and remote real-time display when using Navigator software.
Ethernet: Real time data display, historic data transfer, remote control and recorder configuration when using Navigator Software. Built in web server displays current measured values.

DataChart 1250 Dimensions



Rear Panel

DataChart Navigator Software



DataChart Navigator software makes reviewing, printing and exporting data easier than ever. Simply start the program, double click the data file and **Navigator** does the rest. Your data file is displayed in one graphic window complete with the scales as programmed in the DC1250 as well as Date and time stamps. You can expand, compress or use the box zoom to display specific areas of data as needed. The print preview feature allows review prior to printing.

Exporting data is as simple as clicking the Excel™ Icon in the Data table export window. **Navigator** automatically converts the historic data, starts up Excel™ and loads your data into an organized spreadsheet.

Minimum system Requirements: PC running Windows® 2000 or XP, 10 MB free disk space and CD ROM Drive.

DataChart 1250 Ordering Information

| | | | | | | |
|----------|----------------------|------------|--------------------------------------------|---|-----------------|------------------------------------------------------------------------------------------------|
| DC1250 - | | | | 0 | None | |
| | | | | 1 | USB Comms. | Mini-USB port for downloading data directly to PC. Front access. |
| | | | | 2 | Ethernet | 10/100BaseT Ethernet, rear access RJ45 connector. Allows network access to recorder. |
| | | | | 0 | None | |
| | | | | 1 | Battery Backup* | Rechargeable NiMH battery pack will operate recorder up to 6 hours in the event of power loss. |
| S | Standard AC Adapter | 100-240Vac | wall adapter with North American Plug | | | |
| U | Universal AC Adapter | 100-240Vac | wall adapter with interchangeable Plug Set | | | |
| D | DC Input Power | 12-24Vdc | input power Isolated | | | |

*Not Available with Option "D" DC Input Power.



© Monarch Instrument 2006

All Trademarks remain the exclusive property of their respective owners. Monarch Instrument pursues a policy of continuous product improvement. The specifications in this document may therefore be subject to change without notice. The information provided in this document is intended for guidance only. Monarch Instrument accepts no responsibility for any losses arising from errors or omissions in this document.

DataChart 1250 Accessories

| Model No. | Description |
|------------------|-----------------------------------------------------------------------------------|
| Navigator | Windows Compatible Software for graphic analysis, printing transfer and exporting |
| CFCR | CompactFlash™ Card Reader USB 2.0 compatible |
| MAS250R | 250 ohm Precision Resistor for current inputs. 0.1% 0.5 watt |
| NIST-1250 | N.I.S.T. Calibration with data |

CompactFlash™ Memory Cards

| | |
|-------------------|--------------|
| MC64MBCF | 64 Megabyte |
| MC128MBCF | 128 Megabyte |
| MC256MBCF | 256 Megabyte |
| MC512MBCF | 512 Megabyte |
| MC1024MBCF | 1 Gigabyte |
| MC2048MBCF | 2 Gigabyte |

Sensors (Plug and Play)

| | |
|----------------|--------------------------------------------------------------------------------------------|
| THS-W | Temp/Humidity Sensor with 8 foot cable |
| ROS-W | Remote Optical Sensor with 8 foot cable, mounting bracket and 12 inches of reflective tape |
| MT-190W | Magnetic Trigger Sensor/Amplifier with 8 foot cable |
| IRS-W | Infrared Sensor with 8 foot cable, tinned wires and mounting bracket |

Distributed by:

TRANSCAT®

▶ Visit us at [Transcat.com!](http://Transcat.com)

35 Vantage Point Drive Rochester, NY 14624

Call 1.800.800.5001